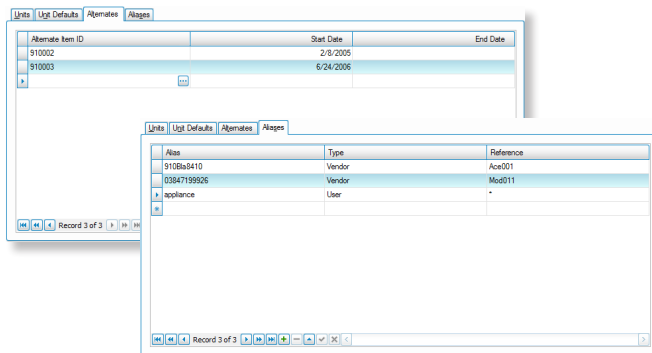


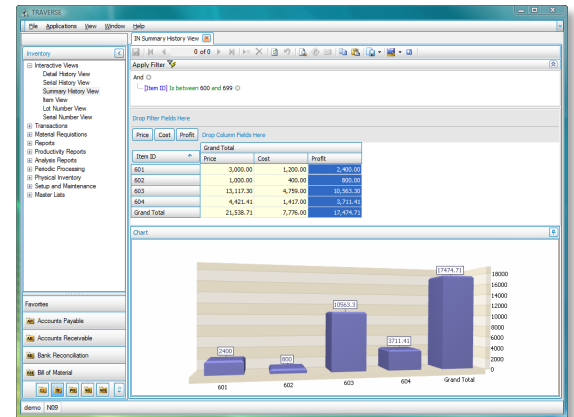
Inventory

When it comes to inventory management, a successful company needs to count on accuracy. You need to know what you have in stock, how much it's worth, and where it's located in order to meet the needs and demands of your customers. With the TRAVERSE Inventory application, you can assure that ample inventory quantities are on hand at all times.

TRAVERSE lets you closely monitor inventory movements by tracking detailed inventory history; then, use the Inventory Movement Report to identify your best products and to understand their purchase/sales cycles. You can even spot seasonal demand patterns. The Valuation Report summarizes the value of the items you have on hand. With TRAVERSE Inventory, you'll be able to make informed buying and selling decisions, improve customer service, and save money.



Alternates and Aliases provide flexible, easy ways to look up inventory items.



Use interactive views to produce inventory charts, graphs, and pivot tables on demand.

- Set up as many locations as needed for each inventory item; all detail is maintained for each, including quantities and valuation, costs and prices.
- Create and maintain lot and serial numbers for those item types; lot number details include an expiration date and serial numbers include detail purchase and sales information.
- Create batches for physical inventory processing based on ABC class, product line or other criteria. Use tag or worksheet entry to enter counts, import counts, and enter counts by exception only; quantities can be counted in the item base unit or the reporting unit of measure.
- Transfer item quantities to different locations as needed; transfer costs can be entered and added to the cost of the transferred product.
- Increase or decrease item quantities as needed to correct inventory situations; quantities are updated immediately and adjustments are saved to history.

100% Microsoft® Technology - .NET & SQL



Secure ERP, Inc.

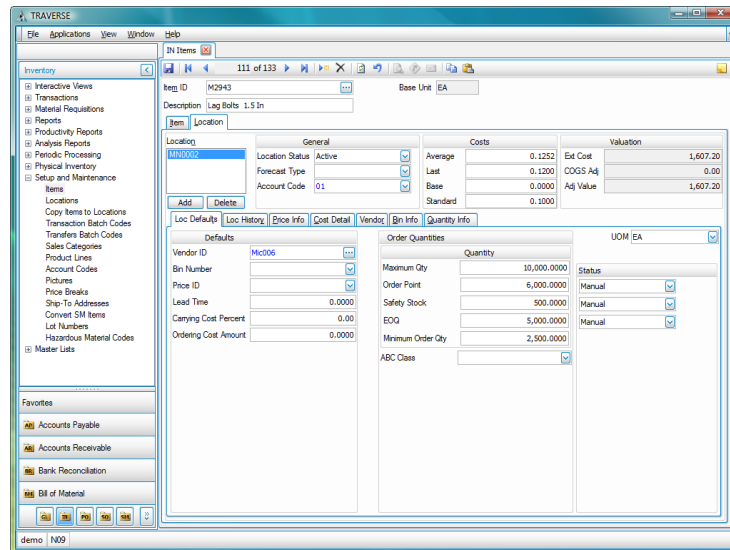
Not Just ERP Software,
Real Business Problems Solved!™

Additional Inventory Features:

- post goods received immediately as you enter them
- quickly access detailed descriptions for each item
- find alternate items automatically when stock levels are low
- process physical counts using either worksheets or tags
- select groups of items for cycle counts
- freeze quantities for physical counts while normal processing continues
- track lots
- define custom fields for your inventory items
- perform quick item lookups using item aliases, customer and vendor part numbers, lot numbers, and/or serial numbers
- define your own color settings for visual stock level warnings
- create aliases for inventory items
- use exception-only entry in physical count cycles
- enter and process material requisitions for internal or job use

Inventory Reports:

- Item Status Report
- Safety Stock Alert Report
- Price Report
- Valuation Report
- Transactions Journal
- Serialized History Report
- Sales Analysis Report
- Physical Inventory Variance Report
- Physical Inventory Worksheets and Tags
- Overstock Report
- Trend Analysis Report
- Slow/Fast Movement Report
- Inventory Movement Report
- Cost Variance Report
- Gross Profit Analysis Report
- Transaction History Report
- Transfers Journal
- Material Requisitions Journal
- Backorder Allocations Report
- Physical Count Valuation Report



You'll have quick, easy access to detailed information about your inventory items from the Inventory Item Maintenance screen.