

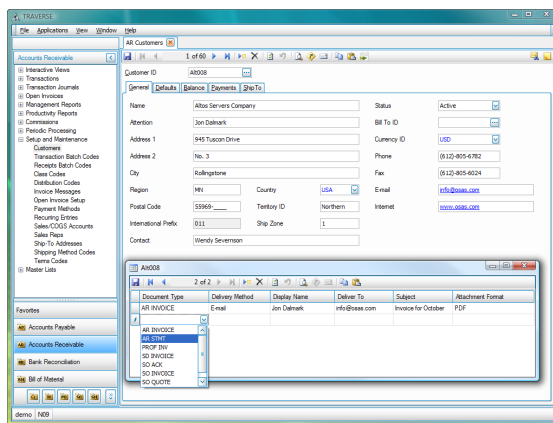
Accounts Receivable

A successful company needs to manage its cash flow and customer information effectively. TRAVERSE helps you handle credit and collections tasks with less strain on your employees. You can track every aspect of your sales and receivables in a timely manner, and use this vital management information to improve the inflow of cash and make the most of sales trends.

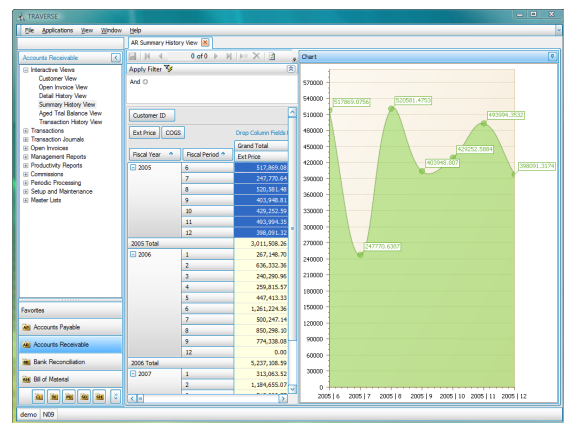
You'll be able to assess your sales position by producing timely reports. Identify your best customers and stay on top of sales patterns. Evaluate your cash discounts program, and spot delinquent accounts early.

Data entry is efficient and flexible with personalized and easy-to-use transaction entry functions. You'll also save time with online invoicing and ready access to associated information.

TRAVERSE Accounts Receivable gives you the flexibility to deliver invoices, statements and packing lists by email or printed document based on the preference of each individual customer. And, if your customers call with questions on their account, you'll be ready to help out using quick lookups filtered by customer or transaction criteria.



Identify specific delivery by fax, email, or printed document for each customer.



Detailed information can be converted to charts, graphs, or pivot tables with the click of a button.

- Group, sort, filter, and modify the layout to view the information the way you want to see it; your filter and grid layout is saved and used the next time you open the form.
- Send invoices, statements and other forms in the format the customer prefers (email, paper, or fax). Print an internal copy of the invoice or statement even though customer copies may have been emailed or faxed.
- Print invoices in the customer currency or the company base currency, based on the customer's preference.
- Configure data entry screens to your own preferences by choosing which fields are visible on the form; use Design Studio to change the order of the fields and to adapt the form to your specific business needs.
- Set up credit card and direct debit payments.

100% Microsoft® Technology - .NET & SQL



Secure ERP, Inc.

Not Just ERP Software,
Real Business Problems Solved!™

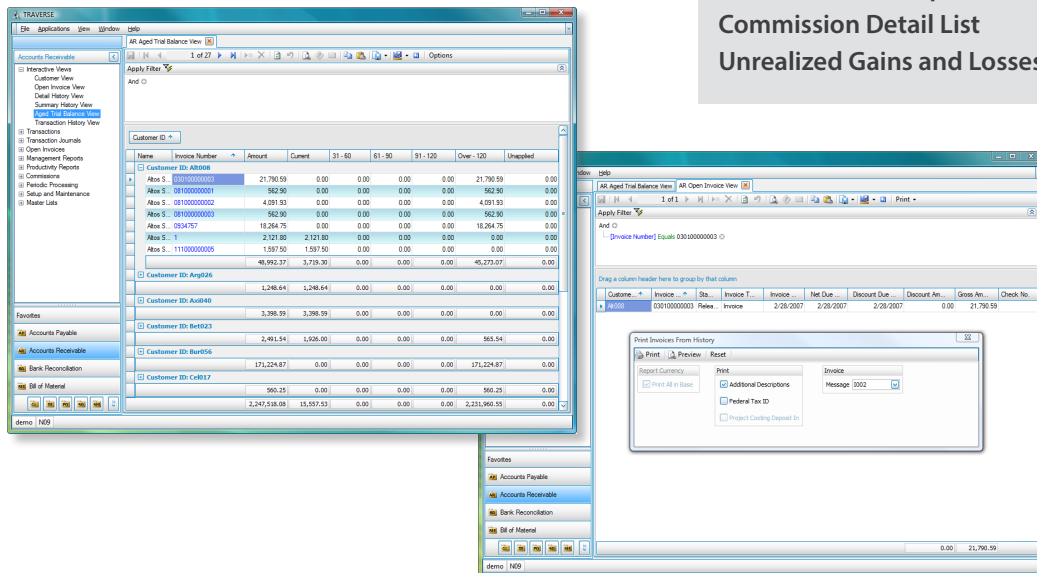
Additional Accounts Receivable Features:

- set up user-definable aging periods
- calculate and track sales taxes (including PST/GST) with full-featured tax reporting
- pay commissions by line item on booked or paid invoices
- split commissions between sales reps
- apply payments and credits to specific invoices
- create customized invoice and dunning messages
- find transactions quickly with flexible lookups
- enter, edit, and view invoices using a single function
- print invoices on demand after order verification
- print invoices using plain paper or preprinted invoice forms
- calculate and track finance charges
- assess sales taxes using multiple tax locations per tax group
- post transactions for multiple years
- reprint prior posting logs
- reprint invoices from history that include lotted and serialized detail
- enter customer comments to keep customer specific information on file
- easily adapt functions to fit your business needs
- drill down on balances for greater detail

- get the help you need using the comprehensive, customizable online help system
- print to file in PDF, rich text, and other formats or export to Excel, HTML, or XML format

Accounts Receivable Reports:

- Aged Trial Balance Report**
- Cash Flow Report**
- Cash Receipts Journal**
- Customer Activity Report**
- Deposits Journal**
- Detail History Report**
- Miscellaneous Credits Journal**
- Open Invoice Report**
- Sales Analysis Report**
- Sales Journal**
- Sales Tax Report**
- Credit Card Authorization Report**
- Invoices and Statements**
- Payment Methods Journal**
- Sales Rep Aged Trial Balance**
- Accounts Receivable Analysis Report**
- Customer Analysis Report**
- Customer Sales Report**
- Commission Detail List**
- Unrealized Gains and Losses Report**



Drill down to invoice detail and reprint invoices with the Aged Trial Balance interactive view.